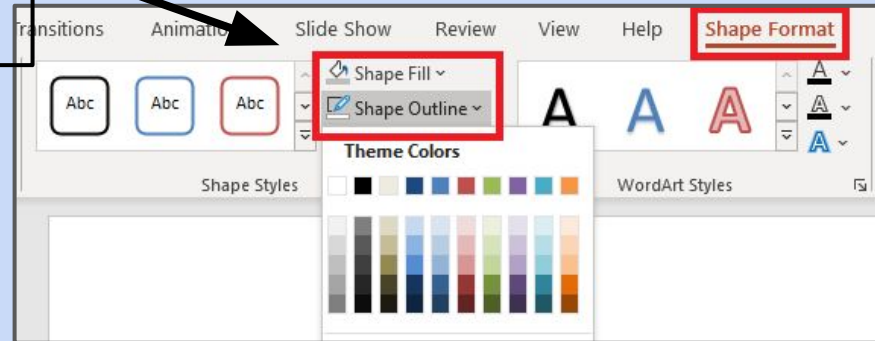


# IMMP skills - buttons

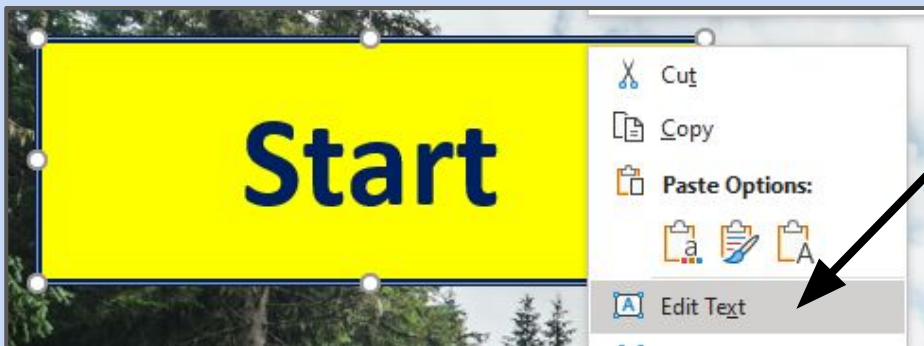
**Shape Format** and then **Shape Fill** and **Shape Outline** let you change the way the shape looks

Use shapes to create buttons to link slides together

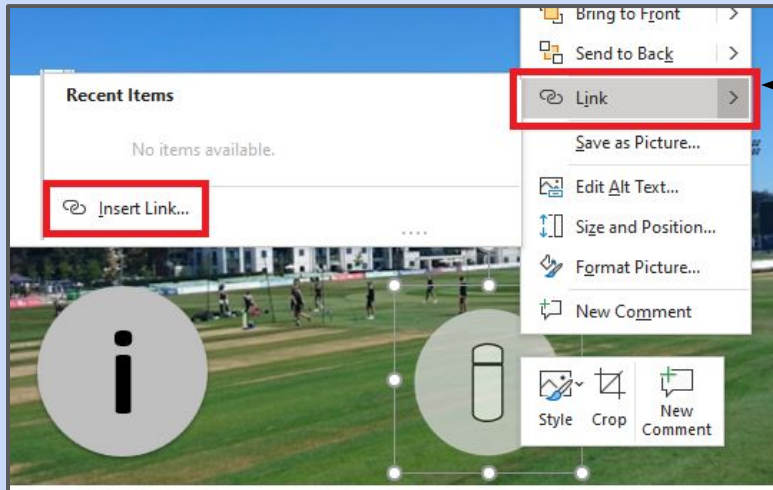


**Right click** > **Edit Text** to add text to the shape to create a useful button

You can format the text anyway you need.



# IMMP skills - links



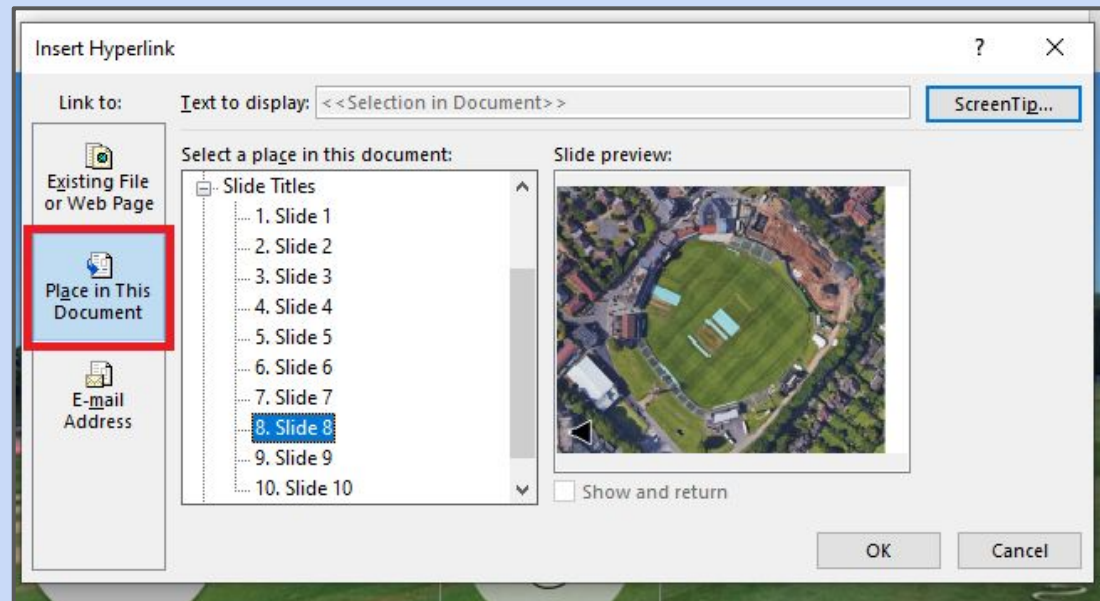
**Right click** on **edge** of the button > **Link**

Click on the **edge** of the button, not on the writing.  
If the text changes colour, **undo** and start again

## **IMPORTANT:**

Then **Place in This Document** > choose the **slide** to link to > **OK**

Test your links - this is tricky



# IMMP skills - kiosk mode

Kiosk mode forces the user to use buttons - they can't just press the spacebar and move from slide to slide.

This is essential for an IMMP piece of work

## Slide show

- > **Set up Slide Show**
- > **Browsed at a kiosk**

And then test!

