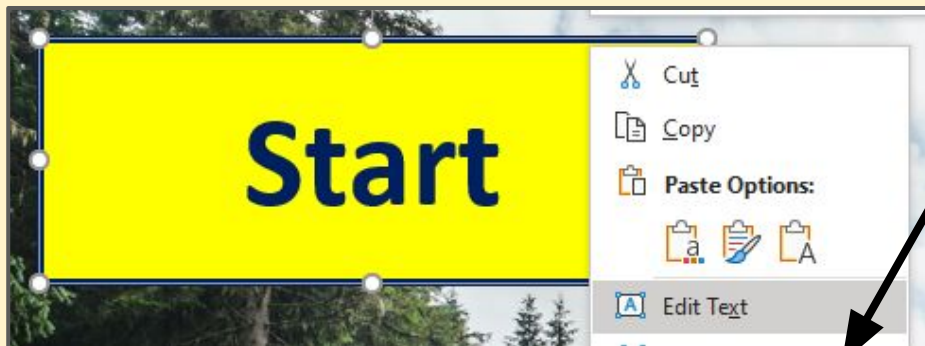
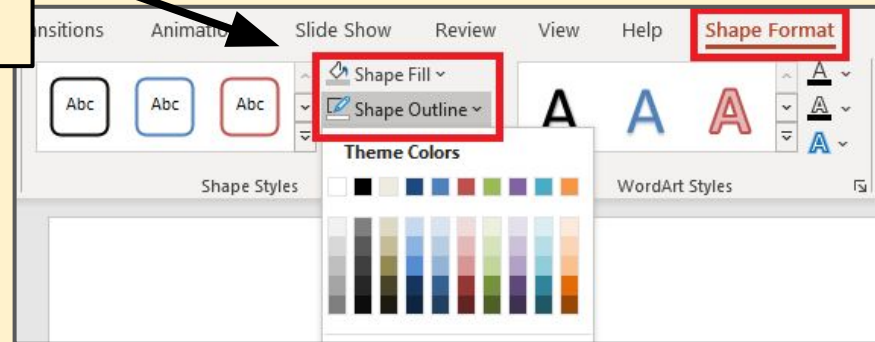


IMMP skills - buttons

Shape Format and then **Shape Fill** and **Shape Outline** let you change the way the shape looks

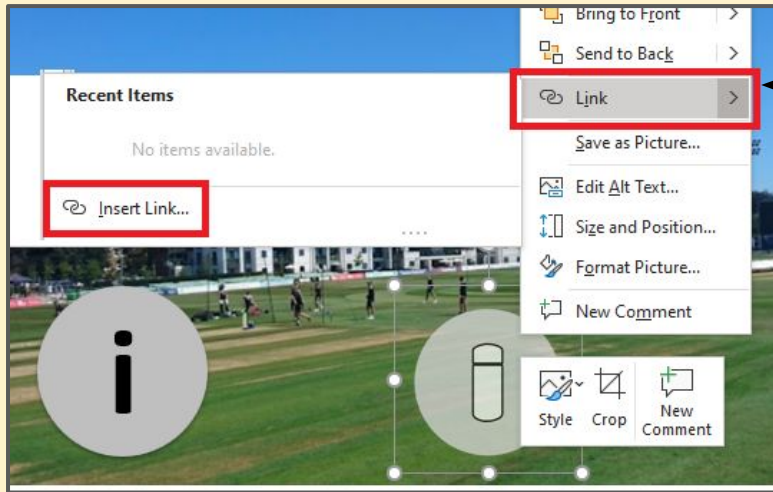
Use shapes to create buttons to link slides together



Right click > Edit Text to add text to the shape to create a useful button

You can format the text anyway you need.

IMMP skills - links



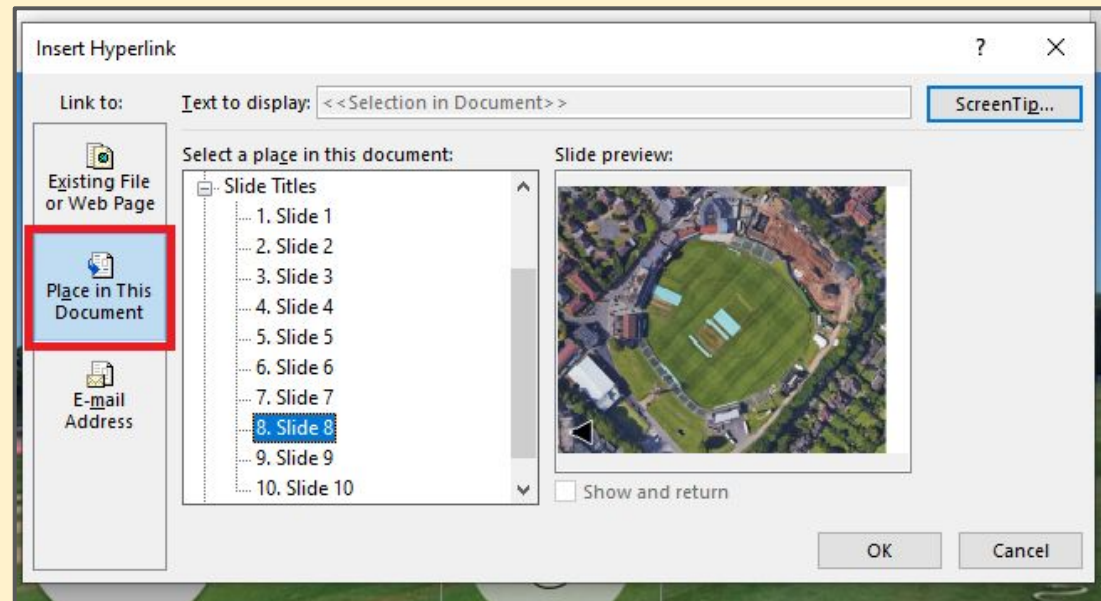
Right click on **edge** of the button > **Link**

Click on the **edge** of the button, not on the writing.
If the text changes colour, **undo** and start again

IMPORTANT:

Then **Place in This Document** > choose the **slide** to link to > **OK**

Test your links - this is tricky



IMMP skills - kiosk mode

Kiosk mode forces the user to use buttons - they can't just press the spacebar and move from slide to slide.

This is essential for an IMMP piece of work

Slide show

- > Set up Slide Show
- > Browsed at a kiosk

And then test!

